




Hands double up as signs


In the last episode we had spoken about the hand signals expected from the driver. This time we inform you about the hand signals used by the traffic policemen manning our roads to ensure a smooth flow of traffic.




When the palm is facing towards you, it indicates you to stop at an intersection




This posture is to stop the flow of traffic on both ends of the road




This hand signal allows the flow of traffic from the left of the road to the right hand side




Here the cop is indicating to stop traffic from all sides of the road




Beckoning traffic from the cop's left hand side to the right hand side



In case an ambulance or a fire engine or any other car in emergency approaches here's the cop's green signal



When the cop's hand is visible to you in this position, those at the back are being asked to stop



Beckoning traffic from the cop's right to take a right turn

Pic courtesy: Chandigarh Traffic Police

When you want control at the wheel, you need to keep your wheels in control.

