





Boards to guide you

We all come across these boards when we are on the move on highways and city roads. But what do they have to say? Here's the next of the series on road signs with all you need to know about informatory road signs




No through side road




No through road




Eating place in 500mtrs



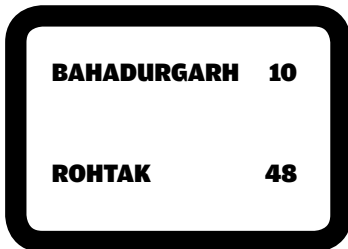
Resting place ahead



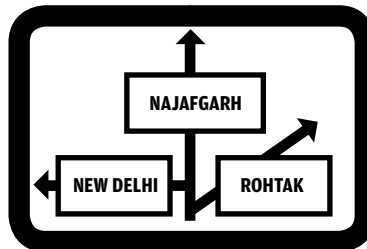
Hospital ahead



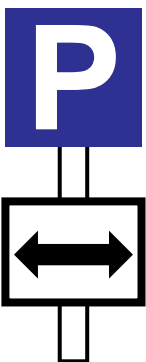
First aid post




(Left) Reassurance sign
(Above) Destination sign
(Right) Advanced direction sign




Place Identification Sign



Parking allowed on both sides



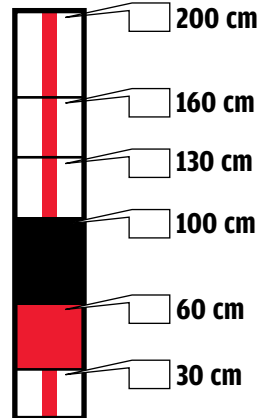
Parking allowed on this side only



Parking lot for taxis only



Parking lot for auto-rickshaws



Informatory road signs are those that are generally square shaped or rectangular. Their main purpose is to offer you information that'll guide you to your destination or make you aware of a few rules of the road.

Board on the left signifies there is a barrier ahead along with the height of the barrier

When you want control at the wheel, you need to keep your wheels in control.